




Using Tissue Sampling Units with Angus Genetics

1. Order tissue sampling units (TSU) from <https://www.angusonline.org/Store/RFID/RFIDMain.aspx>

Tissue Sampling Applicator and Accessories		Qty
Description		
 <p>nextGen™ Tissue Sample Applicator Price: \$46.99 Ergonomic sampling applicator design allows quick loading and sampling in any weather conditions, from Allflex.</p>	1	Add To Cart
 <p>nextGen™ Tissue Sample Unit – Box of 10 Price: \$28.99 Tissue samples can be collected in seconds using minimal animal restraint. Watch the video for sampling instructions. For more information on genomic testing contact Angus Genetics Inc.</p>	1	Add To Cart
 <p>nextGen™ Tissue Sample Unit Price: \$2.89 Tissue samples can be collected in seconds using minimal animal restraint. Watch the video for sampling instructions. For more information on genomic testing contact Angus Genetics Inc.</p>	1	Add To Cart

2. Collect tissue sample.

- a. Tissue sampling units are a preferred sampling method.
 - i. TSUs can be used when sampling twins.
 - ii. Collect samples at any age.
- b. Learn how to use TSUs at <http://www.angus.org/AGI/TSU-Application-Guide-R5-LR.pdf>
- c. An **electronic spreadsheet** including Animal ID and Barcode must accompany your test order and be uploaded through **AAA Login**.

A	B
*** Save and rename your file before emailing to include your member code. [YourCustomerCode]_AGI_Tag_Sample.xlsx	
*** When finished please upload your file here: https://www.angusonline.org/agi/AgIUplodTSU.aspx	
Tag (Maximum of 8 characters) Must be Alpha Numeric	Sample Bar Code (Please provide complete Bar Code) Must be Alpha Numeric

Angus Login Upload:

UPLOAD AGI ALLFLEX TISSUE SAMPLE UNITS (TSU) FILE

If using Allflex tissue sample units (TSU) for your DNA tests you will be required to submit a data file containing your TSU sample barcodes to animal tag / herd IDs. **This is not required for Blood or Hair cards.** [Click here](#) for a template data file. Please Upload the file here.
Please note that Tags and Bar Codes must be Alpha Numeric characters (A-Z and 0-9).
You must also submit your DNA test request in order to complete your order.

Upload TSU File: [Browse...](#)

[Upload File](#) [Clear](#)

3. Order Testing in member login under DNA->Order Tests

- a. Submit the completed file through the AAA Login check out. A confirmation email will be sent upon receipt of order. Information including animal ID, sex, date of birth, and dam ID must be recorded at the Association before ordering can take place.
- b. Print order confirmation.

4. Mail Samples to AGI along with your order confirmation

Angus Genetics, Inc
3201 Frederick Avenue
Saint Joseph, MO 64506

5. Results

Test results take *3-4 weeks* and posted when available via AAA Login (www.anguslogin.com) under **DNA -> Test Results -> View Results.**

Simple tips to successful ordering

DO:

- Order tests through AAA Login.
- When uploading the DNA sample spreadsheet, include the entire barcode.
- Only fill in the tag number and barcode in the spreadsheet.
- Double check to make sure the tag in the spreadsheet matches the animal.

DON'T:

- Send in an empty vial. Make sure there is liquid in the submission.
- Add your own columns or any other additional information in the spreadsheet.
- Put spaces in barcodes.
- Write over the QR code (the barcode on the end of the sample).
- Tape the animal's ID to the vial.

If you have any questions, feel free to contact AGI Customer Services at 816-383-5100